British Colonial Theory and Practice, 1660-1763

Topics of Discussion



I. British Colonial Theory

II. British Attempt to Enforce the Theory

III. Practice: The British North American Colonies around 1750

IV. Exposing the Discrepancy Between British Colonial Theory and Practice: The Great War for the Empire (1689-1763) and the New Imperial Situation in America

V. Conclusions

British Colonial Theory and Practice, 1660-1763

British Colonial Theory

A. In theory: British colonial system was centralized in the Crown-in-Parliament

Terms: Glorious Revolution, English Bill of Rights

B. How the theory was developed:

1. The Colonial models: Spain and France
2. Economic theory: Mercantilism
3. Political theory: Sovereignty is indivisible
4. Colonial Attitudes: Mother-child metaphor

British Colonial Theory and Practice, 1660-1763

British Attempts to Enforce the Theory

A. Colonial Administration in England

1. King and the Privy Council
2. The Board of Trade and Plantations (1696)
3. Parliament

B. Attempt to Regulate the Colonial System

1. Five Navigation Acts (1651-96):
Regulate Empire's trade for Britain's benefit
2. Royalization: 8 of 13 colonies Royalized
3. Governance of colonies: Royal Governors

British Colonial Theory and Practice, 1660-1763

Colonial Practice Around 1750

A. By 1750, each of the colonies possessed the conditions necessary for self-governance.

B. Salutary Neglect

C. Five Conditions of Self-governance

1. Stable and Effective Elite
2. Centers and Institutions of Power
3. Elastic Political System
4. Competence in non-political spheres
5. Increase in size and wealth of colonies

Table 6 White and black population in British North America, 1700–1760

New England

		New Hampshire	Massachusetts	Rhode Island	Connecticut
1700	White	4,828	55,141	5,594	25,520
	Black	130	800	300	450
1720	White	9,205	88,858	11,137	57,737
	Black	170	2,150	543	1,093
1740	White	22,756	148,578	22,487	86,982
	Black	500	3,035	2,408	2,598
1760	White	38,493	217,734	42,003	138,687
	Black	600	4,866	3,468	3,783

Middle Colonies

		New York	New Jersey	Pennsylvania	Delaware
1700	White	16,851	13,170	17,520	2,335
	Black	2,256	840	430	135
1720	White	31,179	27,433	28,962	4,685
	Black	5,740	2,385	2,000	700
1740	White	54,669	47,007	83,582	18,835
	Black	8,996	4,366	2,055	1,035
1760	White	100,798	87,246	179,294	31,517
	Black	16,340	6,567	4,409	1,733

Southern Colonies

		Maryland	Virginia	North Carolina	South Carolina	Georgia
1700	White	26,377	42,170			
	Black	3,227	16,390			
1720	White	53,634	61,158	18,270	5,048	
	Black	12,499	26,599	3,000	12,000	
1740	White	92,062	120,440	40,760	15,000	2,021
	Black	24,031	60,000	11,000	30,000	
1760	White	113,263	199,156	76,888	36,740	6,000
	Black	49,004	140,570	33,554	57,334	3,578

Total Population

Colonies
1.6 million

England
6 to 8 million

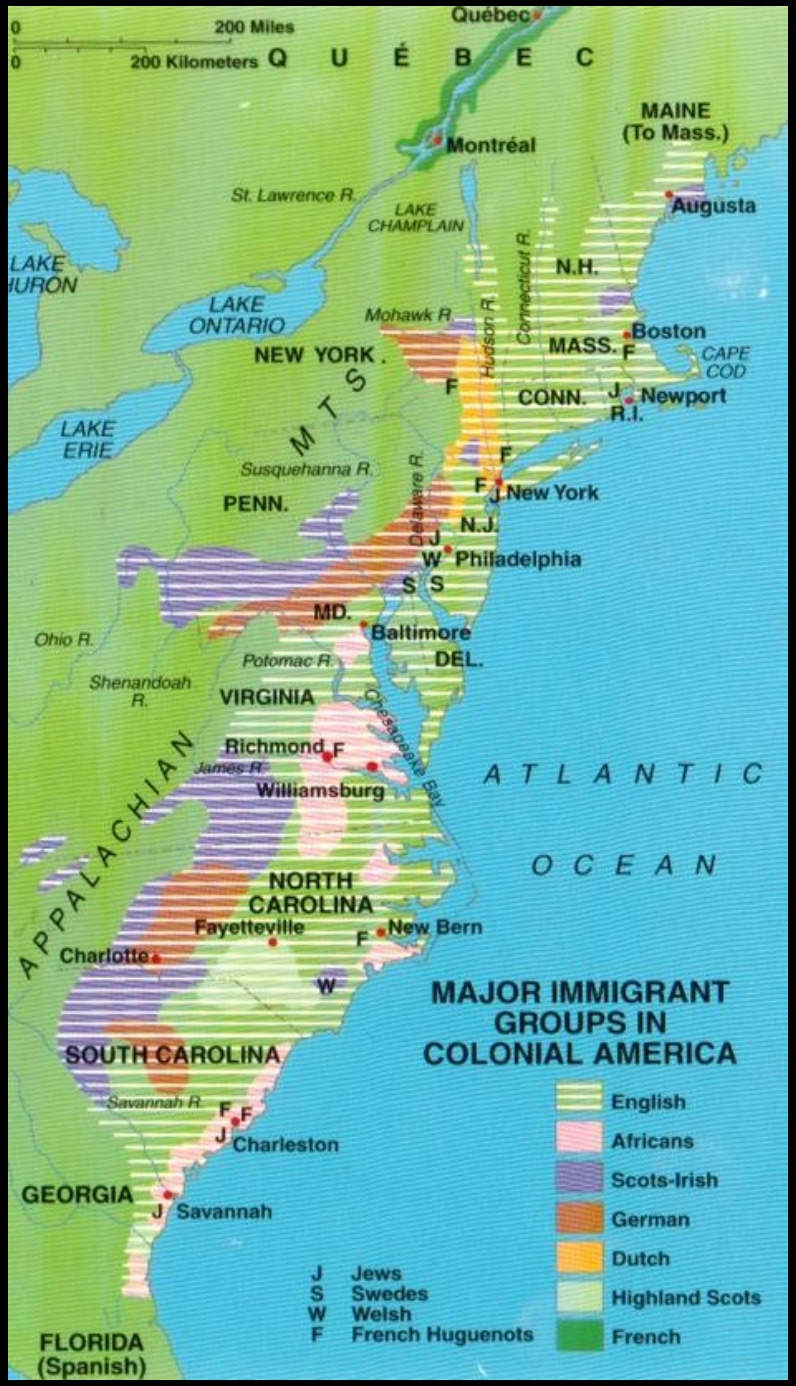

0 200 Miles
0 200 Kilometers
Québec
QUÉBEC
MAINE (To Mass.)
Montréal
Augusta
St. Lawrence R.
LAKE CHAMPLAIN
LAKE HURON
LAKE ONTARIO
N.H.
Connecticut R.
Hudson R.
Mohawk R.
Boston
MASS.
CAPE COD
NEW YORK
CONN.
Newport
R.I.
LAKE ERIE
MTS
Susquehanna R.
Delaware R.
New York
PENN.
N.J.
Philadelphia
MD.
Baltimore
Ohio R.
Potomac R.
DEL.
Shenandoah R.
VIRGINIA
Chesapeake Bay
Richmond
James R.
Williamsburg
APPALACHIAN
ATLANTIC OCEAN
NORTH CAROLINA
Fayetteville
New Bern
Charlotte
SOUTH CAROLINA
Savannah R.
Charleston
GEORGIA
Savannah
FLORIDA (Spanish)
MAJOR IMMIGRANT GROUPS IN COLONIAL AMERICA
English
Africans
Scots-Irish
German
Dutch
Highland Scots
French
J Jews
S Swedes
W Welsh
F French Huguenots

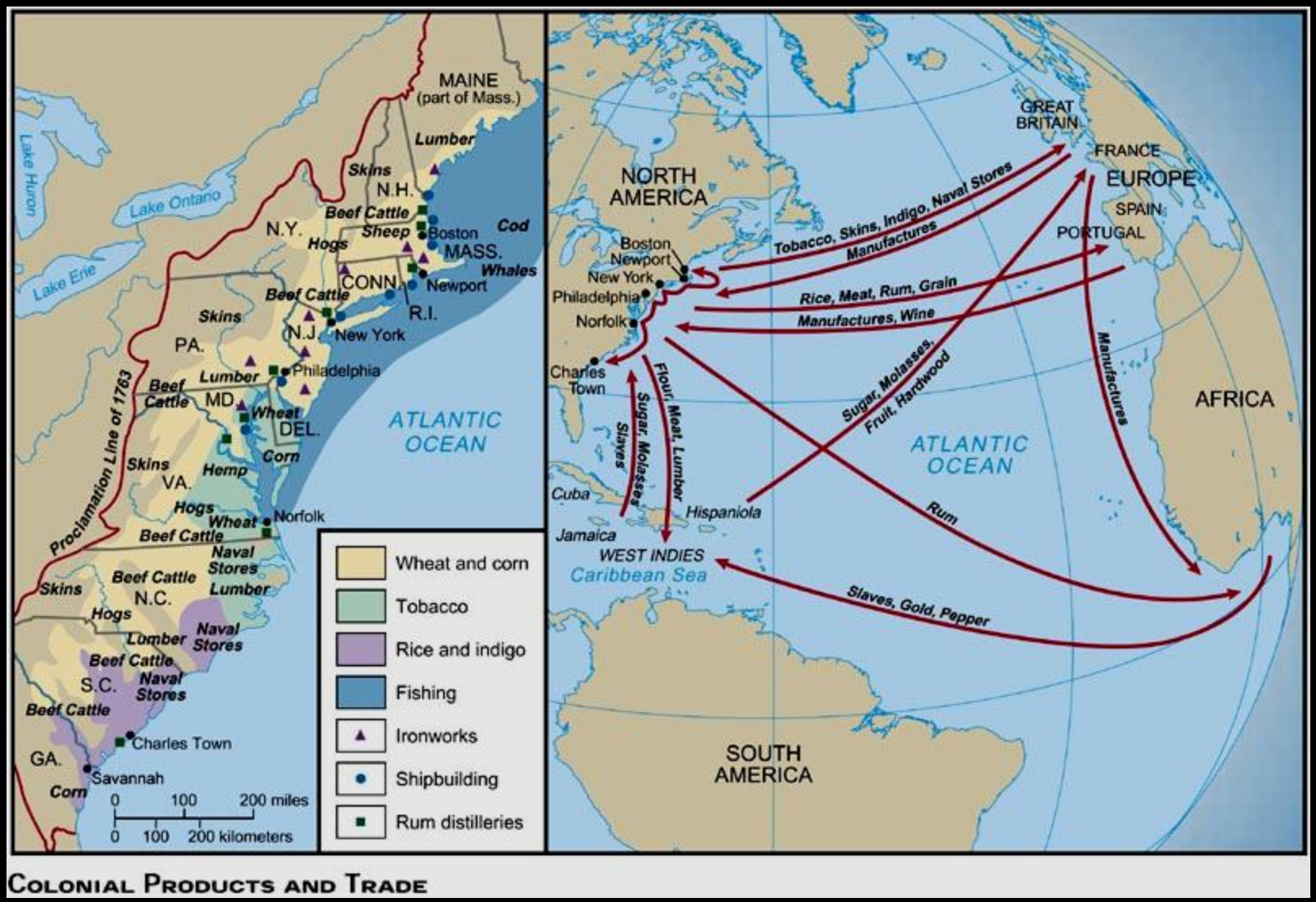

Colonial Products and Trade

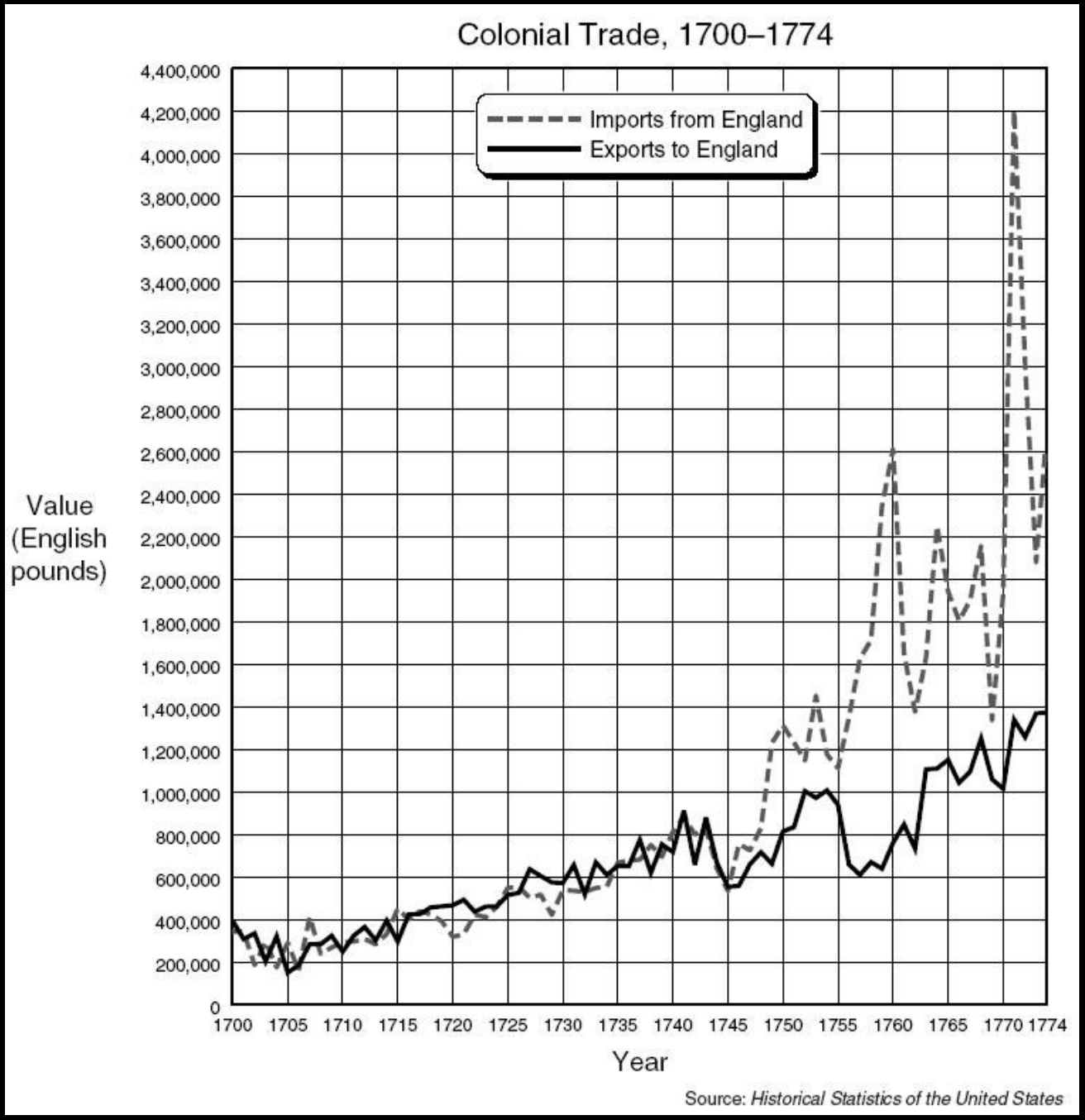
Colonial Trade, 1700–1774
Imports from England
Exports to England
Value (English pounds)
4,400,000
4,200,000
4,000,000
3,800,000
3,600,000
3,400,000
3,200,000
3,000,000
2,800,000
2,600,000
2,400,000
2,200,000
2,000,000
1,800,000
1,600,000
1,400,000
1,200,000
1,000,000
800,000
600,000
400,000
200,000
0
1700 1705 1710 1715 1720 1725 1730 1735 1740 1745 1750 1755 1760 1765 1770 1774
Year
Source: Historical Statistics of the United States

North America, 1750

British Colonial Theory and Practice, 1660-1763

Exposing the Discrepancy Between British Colonial Theory and Practice

The Great War for the Empire, 1689-1763

King William's War (1689–1697)
Queen Anne's War (1702–1713)
King George's War (1744-1748)
French and Indian War (1754-1763)

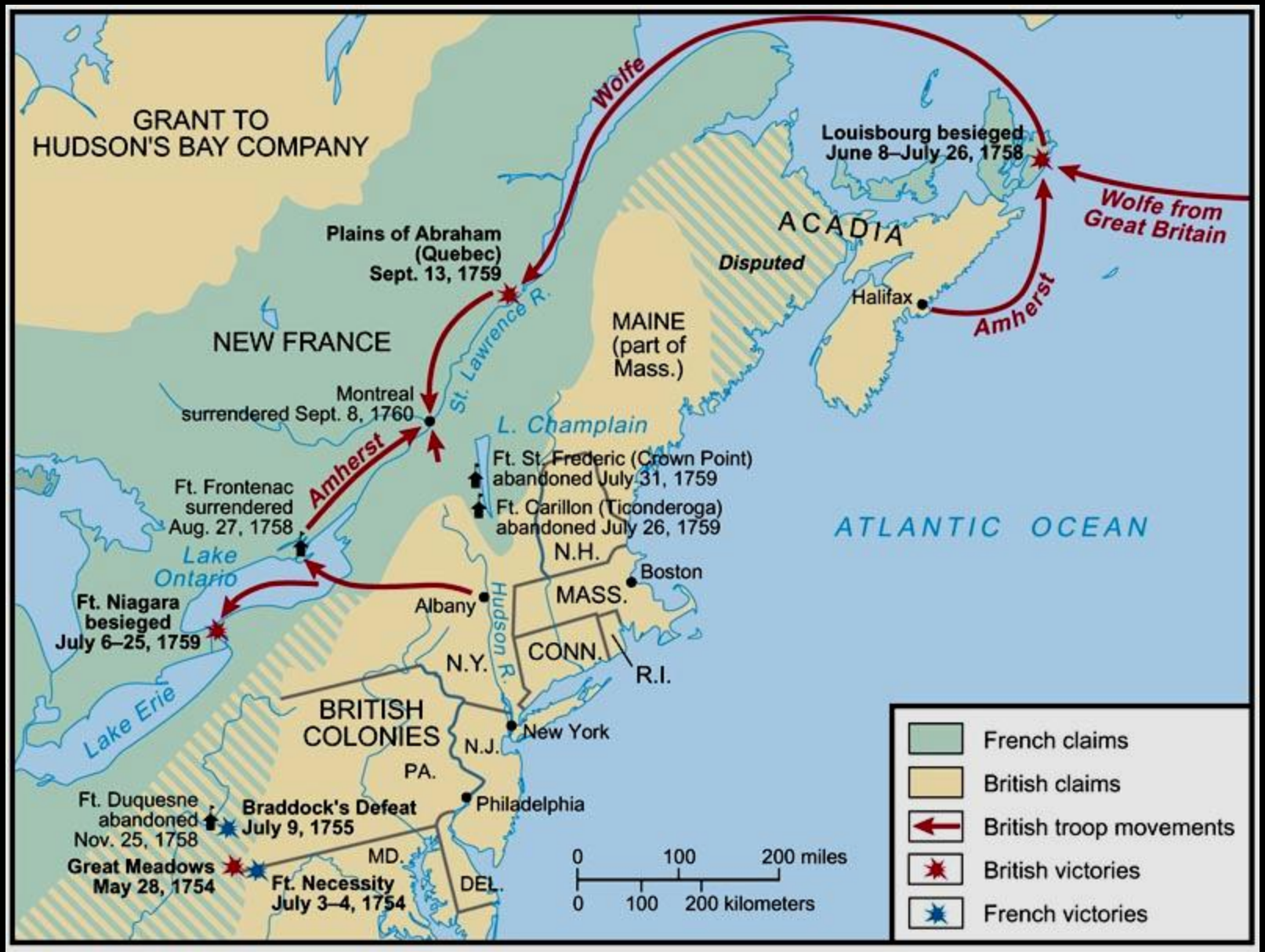

THE SEVEN YEARS' WAR, 1756–1763

British Colonial Theory and Practice, 1660-1763

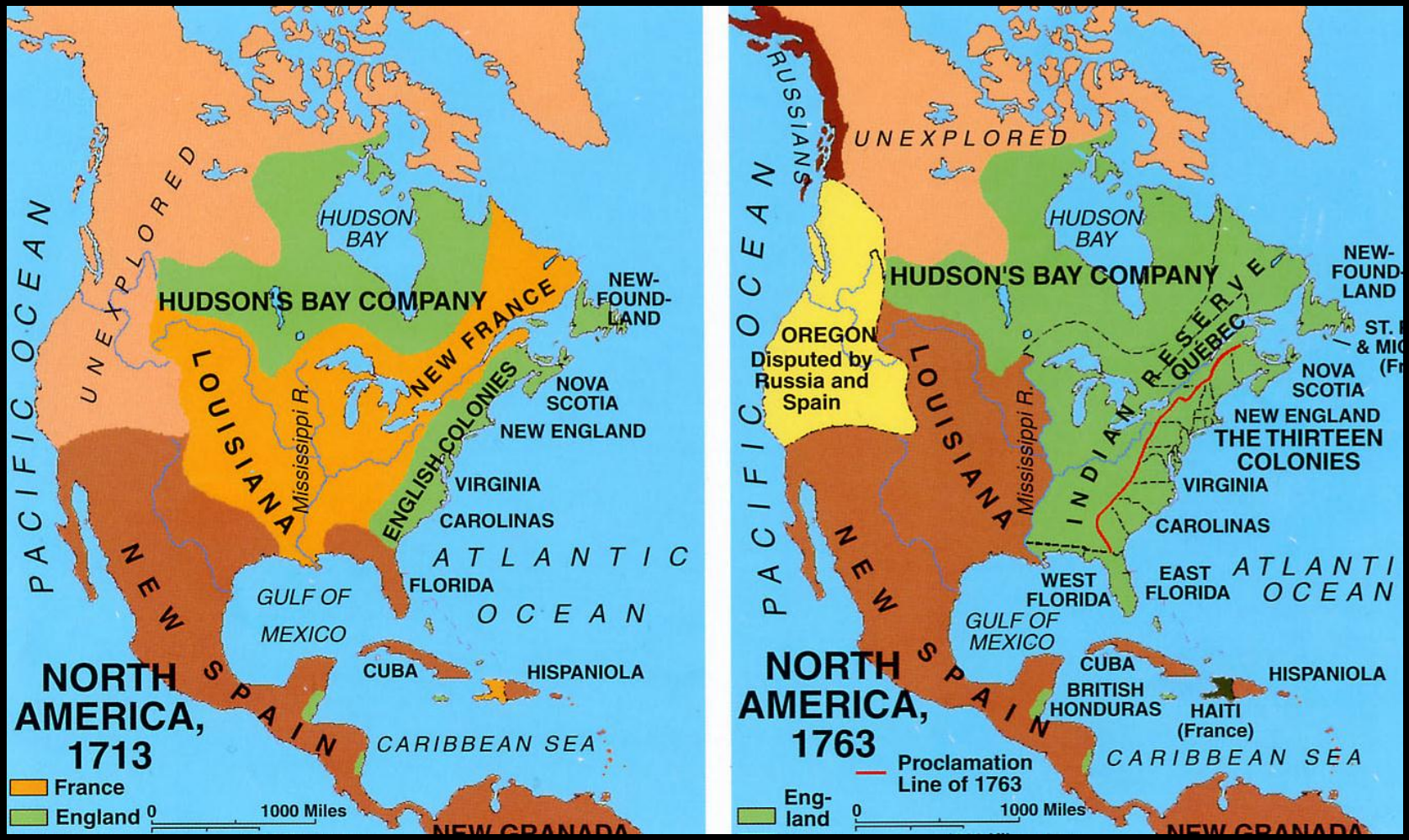

British Colonial Theory and Practice, 1660-1763

Conclusions

1. Treaty of Paris (1763)
2. British Debt
3. New Situation in North America
4. Proclamation of 1763

British Colonial Theory and Practice, 1660-1763

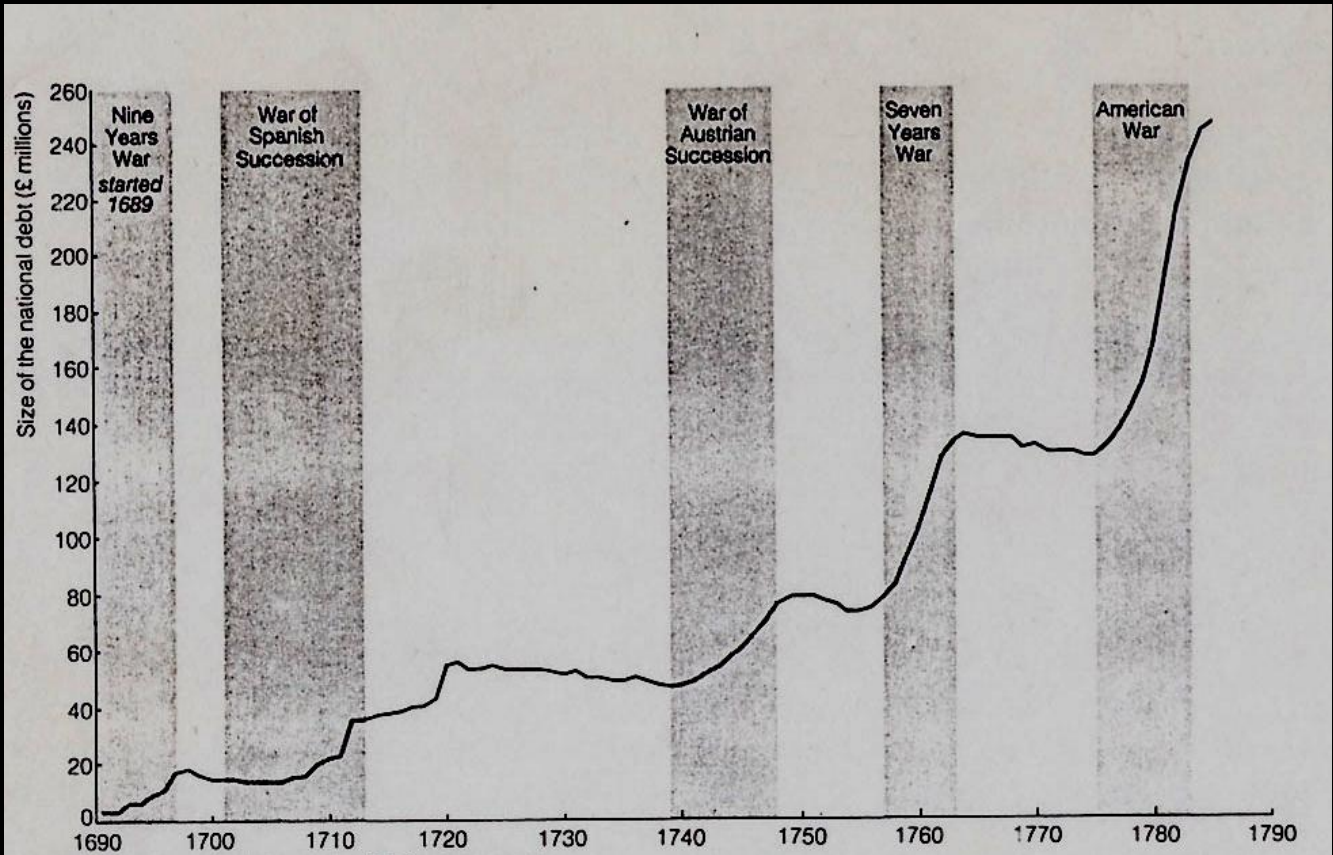

Figure 4.6 *Growth of the national debt, 1691–1785*
SOURCE: B. R. Mitchell and Phyllis Deane, *Abstract of British Historical Statistics* (Cambridge, 1962), pp. 401–2

British Colonial Theory and Practice, 1660-1763

Table 2.1 *The logistics of war, 1689–1784*

War	Average annual personnel			Average annual expenditure	Average annual tax revenue	Debt	
	Navy	Army	Total			Begin	End
1689–97 Nine Years War	40,262	76,404	116,666	5,456,555	3,640,000	—	16,700,000
1702–13 War of Spanish Succession	42,938	92,708	135,646	7,063,923	5,355,583	14,100,000	36,200,000
1739–48 War of Austrian Succession	50,313	62,373	112,686	8,778,900	6,422,800	46,900,000	76,100,000
1756–63 Seven Years War	74,800	92,676	167,476	18,036,142	8,641,125	74,600,000	132,600,000
1775–84 American War	82,022	108,484	190,506	20,272,700	12,154,200	127,300,000	242,900,000

SOURCE: *British Parliamentary Papers*, vol. 35 (1868–9); B. R. Mitchell and Phyllis Deane, *Abstract of British Historical Statistics* (Cambridge, 1962), pp. 401–2.

British Colonial Theory and Practice, 1660-1763

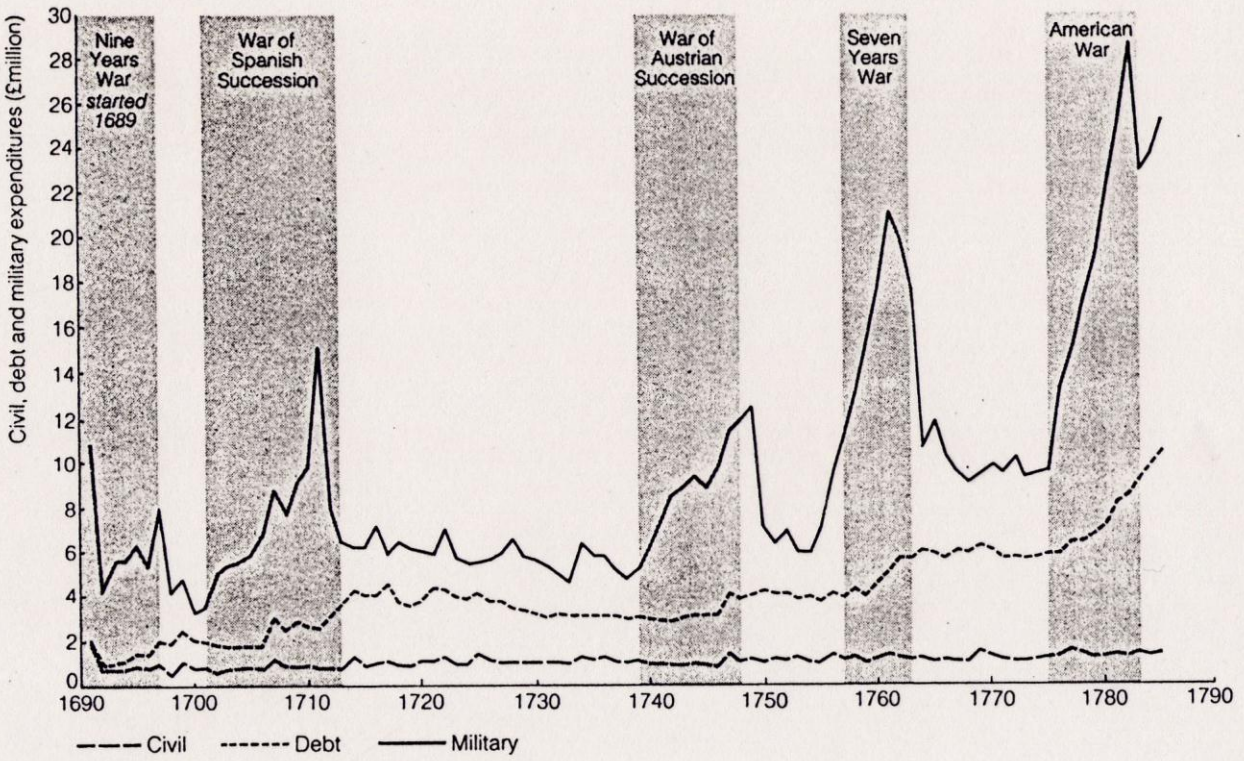

Figure 2.1 *Government expenditures, 1691–1785*
SOURCE: *British Parliamentary Papers*, vol. 35 (1868–9)